



OFFICIAL NFHS BASEBALL SIGNALS

A. Pre-pitch Situational Signals

PlayPic®



1. Play **Right hand point to pitcher "Play."** Ball is live.



2. Do Not Pitch **Right palm facing out.** Ball is dead.



3. Infield Fly Situation **Right hand bill of cap with index finger.**



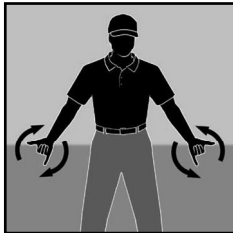
4. Double Tag Rotation **PU covers 3rd on double tag.**



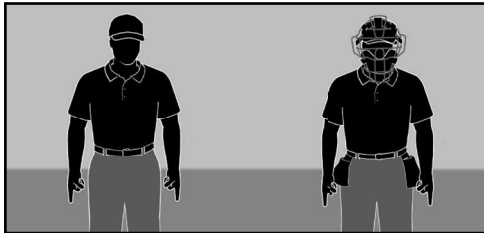
5. Count **Left hand indicates balls and right hand strikes.** Verbal count given.



6. Time Play **With 2 out potential run score 2 fingers on left wrist.**



7. Rotation **Thumbs and pinkie fingers extended. Arm down by side. Rotate hand.**



8. Stay Home **Both arms with index finger straight down for base umpire and umpire-in-chief.**

PlayPics courtesy of **REFEREE** (www.referee.com)

 **OFFICIAL NFHS BASEBALL SIGNALS**

B. During Play and Results

PlayPic®



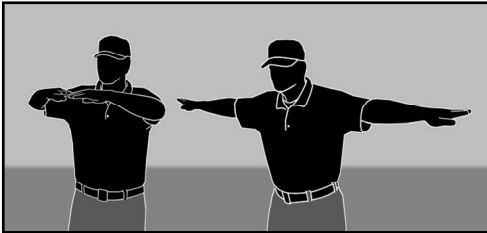
1. Strike Verbal only without swing.



2. Foul Ball, Time Out, Dead Ball



3. Foul Tip Right hand pass over left hand. Strike call. Live ball.



4. Safe, Uncaught 3rd Strike, "Did Not Go" Arms extended in front and swing open.



5. Out Right arm up with fist hammering motion. "He's out."



6. Infield Fly Point up with index finger. Verbal on way down "If fair."



7. Fair Ball Point only. No verbal.



8. Information Tap chest. Has relevant information for partner.

PlayPics courtesy of **REFEREE** (www.referee.com)